


***Classic Shredder Line  
Guillotines and Trimmers***



# *SUPER POTENTIAL POWER SYSTEM*

## *THE POWER WITH THE FORCE AND THE DURABILITY OF THE STEEL*

**SUPER POTENTIAL POWER UNIT** Drive system for many years of trouble and service free operation. Special carbon hardened steel gears and metal chain drive systems ensure operational reliability and resistance to stress and mis-use, unmatched by the more economical and common transmissions made of plastic gears which are found in most products on the market.

**SUPER POTENTIAL POWER SYSTEM:**  
Power with force and durability of the steel

\* This catalogue shows which models are equipped with a "SUPER POTENTIAL POWER UNIT"



# 24 HOUR CONTINUOUS DUTY

## 24 HOUR CONTINUOUS DUTY MOTORS NO OVERHEATING



**KOBRA shredders are equipped with 24 Hour Continuous Duty motors for long shredding operations\***

and are not affected by the Duty Cycle concept (time of operation vs. cooling time needed to prevent damage to the machine) which are typical of most of the products on the market. KOBRA shredders can be operated for any length of time without interruption by long and inconvenient waiting times due to overheating. KOBRA shredders deliver the maximum daily shredding capacity.



\* Continuous duty operation at rated nominal average capacity and standard mode

# **ENERGY SMART®**

*POWER  
SAVING  
STAND-BY MODE  
SAVE ENERGY  
PROTECT THE ENVIRONMENT*



ENERGY SMART® is the latest technological development by Elcoman. Available exclusively on the KOBRA range of shredders, ENERGY SMART® saves energy and protects the environment by reducing emissions responsible for the Global Warming. The energy consumption of the paper shredder is managed by a dedicated software which operates in conjunction with illuminated optical indicators located on top of the machine. A KOBRA shredder requires electrical energy only during use. Once shredding operation is completed, the system management software will automatically activate the power saving stand-by mode making sure that no more electrical energy is drained from the power source. At first glance, stand-by power consumption may be considered insignificant. However, every KOBRA shredder equipped with the ENERGY SMART® system, compared to most of the traditional shredders on the market, can considerably save the electrical energy cost and will reduce, by 65 Kgs, the carbon dioxide (CO<sub>2</sub>) that would have been introduced into the atmosphere for generation of the power saved by ENERGY SMART®.



# DOUBLE WASTE BIN

## REMOVABLE ENVIRONMENTALLY FRIENDLY DOUBLE WASTE BIN

Some KOBRA Models feature a special removable double waste bin. This specially designed waste bin allows for the separation of shredded paper from your shredded CDs, DVDs and credit cards. This feature assists the user in ensuring that they can properly recycle their shredded materials.



\* This catalogue shows which models are equipped with the "DOUBLE WASTE BIN"



# TURBO BOOST SYSTEM

*SHREDDING  
CAPACITY  
52 SHEETS*



## **TURBO BOOST**

This patented design is an exclusive feature now available on selected KOBRA shredder models. A specially designed electronic control module allows the operation of the paper shredder in two different modes:

### **Standard Mode:**

The paper shredder operates according to its standard features and rating for normal operation.

### **Turbo Boost Mode:**

By pressing the Turbo button located on the top cover, the cutting capacity of the machine is temporarily increased by 30%.

In case of a paper jam, the Turbo Boost is all you need to clear it. No more messy paper particles on the floor. No more clean-ups after a paper jam. The jam will feed right through the cutting mechanism and into the waste bin. The bright Turbo light indicates reactivation of the Turbo Boost after each use.

KOBRA "Turbo Boost" shredders feature unbelievable shredding power up to 52 sheets of paper in one pass.



\* This catalogue shows which models are equipped with the "TURBO BOOST" system

# *AUTOMATIC REVERSE*

## *AUTOMATIC REVERSE SYSTEM*



KOBRA shredders are equipped with a special Auto Reverse system which detects the thickness of the paper entering the shredder and automatically rejects the paper in case paper capacity has been exceeded and a paper jam is about to occur.



\* This catalogue shows which models are equipped with the "AUTOMATIC REVERSE" system

# *THROW AND SHRED SYSTEM*

Thanks to the revolutionary new "THROW AND SHRED" System and its automatic feeding mechanism, you can now choose how to shred your documents or various other types of media. You can choose standard shredding, by inserting the paper into the throat of the shredder, use the dedicated DVD, CD-Rom and Credit Card Throat, or the Throw and Shred System, destroying your crumpled paper.

## *2 CUTTING SYSTEMS*

### *3 SHREDDING FUNCTIONS*

**3: SHRED CRUMPLED PAPER WITH THE "THROW AND SHRED" SYSTEM:**  
Simply lift the cover of the shredder and you can throw your crumpled paper directly into the machine.  
(models Kobra+3)

**1: STANDARD DOCUMENT SHREDDING:**  
Insert paper into the throat, located at the front of the machine. Up to 26 Sheets at a time can be shredded in this innovative, practical shredder.  
(models Kobra+2, Kobra+3)



**2: DVD, CD & CREDIT CARD SHREDDING:**  
A second set of cutting blades shred CDs, DVDs, Credit Cards, I.D. Cards and other types of media into a separate container in the waste bin.  
(models Kobra+2, Kobra+3)

\* This catalogue features KOBRA models fitted with the "THROW AND SHRED" system



## **AUTOMATIC OILER**



An automatic oiling system on your shredder completely eliminates the need to manually oil the unit. Not only does this protect the blades with anti-corrosive agents, but ensures maximum reliability, efficiency and capacity. High security and cross-cut shredders benefit most from this practical option.

## **SHRED GUARD METAL DETECTOR**


The SHRED GUARD metal detector provides the KOBRA 400 Level P-6 and P-7 High Security shredders with additional protection against large metal objects inadvertently introduced into the shredder. SHRED GUARD stops the machine immediately preventing any possible damage to the cutting system. A flashing blue light warns the operator of the presence of metal.



\* This catalogue shows which KOBRA model can be fit with the "AUTOMATIC OILER" and "SHRED GUARD" system

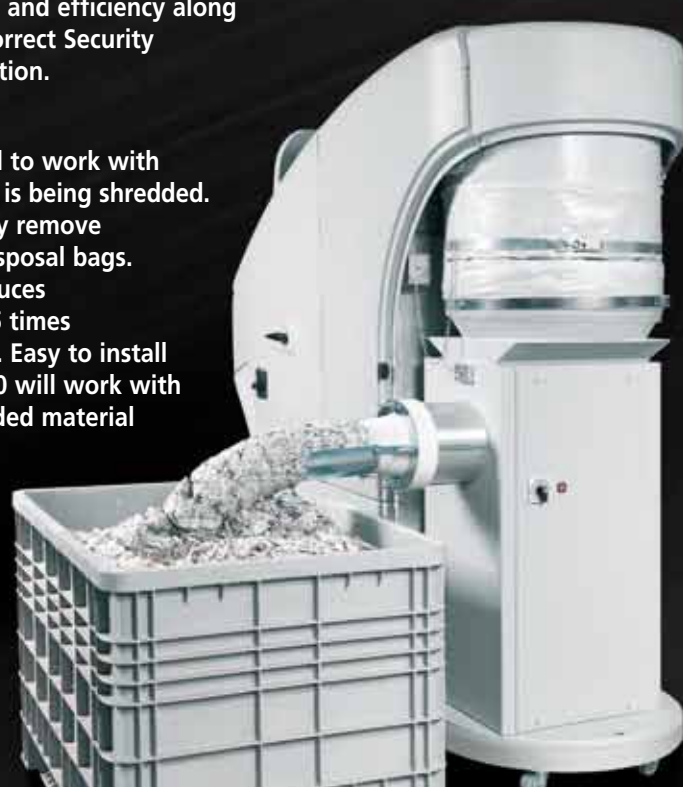
# **CYCLONE SYSTEM + COMPACTOR C-500**

## **HIGH TECHNOLOGY SHREDDING SYSTEM**



**KOBRA CYCLONE** The Cyclone System is the ultimate development in shredding technology available on the KOBRA Cyclone shredder. Blades rotating at a very high speed, combined with the power of a turbine providing the unit with an airflow, allow the shredding of up to 500 sheets of paper at a time as well as the shredding of many other types of materials into 5 different available particle sizes. The turbine generates a high pressure airflow and by making the air stream spin, particles are subjected to centrifugal forces and deposited from the airflow into the disposal bag. This unique shredding system delivers the highest shredding performance and efficiency along with maximum flexibility in choosing the correct Security and bulk reduction level for a given application.

**KOBRA COMPACTOR C-500** is designed to work with the Cyclone industrial shredder when paper is being shredded. When shredding other materials, you simply remove the compactor and use standard Cyclone disposal bags. This optional accessory compresses and reduces the volume of the shredded paper by 4 to 5 times to minimize the space required for disposal. Easy to install and operate, the KOBRA COMPACTOR C-500 will work with any security level screen. Compacted shredded material can be collected into any type of container or into plastic waste bags easy to dispose of by the built-in-trolley.



\* KOBRA COMPACTOR C-500 is designed and suitable for compacting paper only.

\* This catalogue includes a dedicated section about the KOBRA CYCLONE shredder and KOBRA COMPACTOR C-500

# Kobra C1

Classic Line - Energy Smart® personal and desktide office shredder



www.elcoman.it

Kobra C 1 is the entry level model of the KOBRA Classic line, but offers great performances and reliability, in order to satisfy personal and office shredding needs. Kobra C1 has been designed with mechanical solutions, that are appositely free from electronic componetes. The result is a compact design shredder, equipped with improved and innovative mechanics, able to resist even to the heaviest use with an unmatched reliability.



**CONTINUOUS DUTY** 24 hours countinuous duty operation without overheating and duty cycles  
**CUTTING KNIVES** carbon hardened steel, accept staples and metal clips  
**ENERGY SMART®** Zero consumption in stand-by mode  
**START & STOP** automatic start and stop  
**SAFETY STOP** automatically stops during emptying of waste bin  
**ECO-FRIENDLY** does not require plastic bags  
**CONVINIENT** entry opening for easy feeding of paper and credit cards, handy and quite  
**FRONT WINDOW** convinient transparent front window to check the shreds level



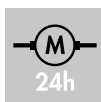
Throat  
230 mm



Waste Bin  
18 l



Dimensions  
34x20x50cm



Continuous  
Duty motor



Convenient 230mm entry opening



Stand-by, stop and reverse switch.  
ENERGY SMART®: Zero consumption  
in stand-by mode



Automatic Start & Stop  
at material insertion.  
24 HOUR CONTINUOUS DUTY  
without interruption for overheating



Kobra C 1 has a modern design.  
Waste bin with a convenient  
transparent window to easily check  
the shreds level.



Model	Shred Size mm	Sheet Capacity		Security Level DIN 66399	Shreddable Material
		A4 70gr	A4 80gr		
Kobra C1	3,5 x 40	8/9	7/8	P-4 T-4 E-3 F-1	





www.elcoman.it



## Classic Line - Energy Smart® Personal and Deskside Office Shredder

The Kobra +1 is the latest engineering innovation in our model lineup. The +1 range of paper shredders include three models equipped with straight cut shredding capability and one cross cut model. No matter which model you choose, the unit will come equipped with the Energy Smart® Power System, which allows the unit to draw nearly no power in stand-by mode. The 24 Hour Continuous Duty Motor used in +1 models do not require lengthy cool down periods for efficient operation. This is unlike our competitors who use less reliable, duty cycle motors which stop and need to cool down during normal operation. With capacities of up to 27 sheets, the Kobra +1 has unparalleled performance. All Kobra +1 Models are equipped with front mounted, transparent bin windows to display shredded material level.



### 1: Shredding paper

Shreds up to 27 sheets of paper at a time by inserting them into the wide and convenient throat



### 2: Shredding CDs, DVDs and credit cards

Shreds CDs, DVDs and credit cards by inserting them into the wide and convenient throat (Kobra +1 SS4/SS6/SS7)



### ENERGY SMART®

ENERGY SMART® management system with illuminated optical indicator for power saving stand-by mode



### Removable waste bin

Transparent window on the front makes it simple to check the waste level. No need of plastic bags

**CONTINUOUS DUTY** 24 hours continuous duty operation without overheating and duty cycles

**CUTTING KNIVES** carbon hardened steel cutting knives unaffected by staples and clips

**ENERGY SMART®** power saving stand-by mode

**START & STOP** automatic start and stop through electronic eyes with stand-by function

**SAFETY STOP** automatically stops for bin removal

**AUTOMATIC REVERSE** system in case of jamming

**ECO-FRIENDLY** does not require plastic bags

**CONVINIENT** and wide entry opening for easy feeding of paper, CDs / DVDs and credit cards. Removable waste bin for easy emptying operations

**FRONT WINDOW** transparent front window to easily check the sreds level



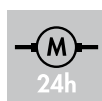
Throat  
230 mm



Waste Bin  
38,5 l



Dimensions  
39x30x59cm



Continuous  
Duty motor

	Model	Shred Size mm	Sheet Capacity		Security Level DIN 66399	Shreddable Material
			A4 70gr	A4 80gr		
	Kobra +1 SS4	3,8	17/19	15/17	P-2 0-2 T-2 E-2	
	Kobra +1 SS6	5,8	23/25	20/22	P-2 0-2 T-2 E-2	
	Kobra +1 SS7	7,5	25/27	22/24	P-1 0-1 T-2 E-2	
	Kobra +1 CC4	3,5 x 40	12/14	10/12	P-4 T-4 E-3 F-1	

## Classic Line - Energy Smart® Personal and Office Shredder with Mobile Protection system and 2 Sets of Cutting Knives

The Kobra +2 line offers its user an unprecedented level of versatility. With capacities up to 27 sheets and the mobile protection system, the +2 is the perfect addition to a professional work environment. The Kobra +2 comes equipped with two sets of cutting blades. The first, for standard paper input, allows for convenient front entry and high capacities. The second entry, designed specifically for media (CDs, DVDs, credit cards, etc.) feeds its shredded material into a separate waste container.

The double-waste bin feature provides the user with ease in the disposal of recycled material. Further enhancing the practicality of this machine is its Energy Smart® Power Management System, which uses nearly zero power in stand-by mode.

**CONTINUOUS DUTY** 24 hours continuous duty operation without overheating and duty cycles

**CUTTING KNIVES** carbon hardened steel cutting knives unaffected by staples and clips

**ENERGY SMART®** power saving stand-by mode

**START & STOP** automatic start and stop through electronic eyes with stand-by function

**SAFETY STOP** automatically stops for bin removal

**AUTOMATIC REVERSE** system in case of jamming

**ECO-FRIENDLY** does not require plastic bags

**FRONT WINDOW** transparent front window to easily check the sreds level

**OPENING LID** transparent opening lid with suspension closing and **Mobile Protection System**, safety system equipped with dual electronic sensors, which automatically cut off the machine when lid is lifted up

**2 SHREDDER FUNCTIONS** standard paper input and one media input for CDs, DVDs and credit cards

**2 SEPARATE SETS OF CUTTING BLADES** one for paper and one for CDs, DVDs and credit cards

**2 SEPARATE INTEGRATED BINS** removable bins for shredded paper and plastic separation, with no need for plastic bags

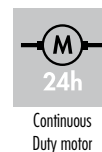
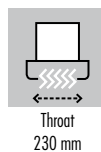


**1: STANDARD SHREDDING**  
Shreds up to 27 sheets of paper at a time through the wide, convenient throat



**2: SHRED CDs, DVDs, CREDIT CARDS**  
Lift the cover and insert your media into the dedicated throat. Close the cover and the machine automatically shreds the material

2 distinct integrated removable bins  
for separating shredded paper and plastic from CDs, DVDs and Credit Cards.  
Transparent window on the front makes it simple to check the level in each bin.  
No need for plastic bags



**MOBILE PROTECTION SYSTEM**  
Encloses the second cutting throat and eases in the removal of jams and blockages. Also utilizes auto safety-stop

Model	Shred Size mm	Sheet Capacity		Security Level DIN 66399	Shreddable Material	Security Level CD Cutting Unit
		A4 70gr	A4 80gr			
III Kobra +2 SS4	3,8	17/19	15/17	P-2 O-2 T-2 E-2		O-1 T-2 E-2
III Kobra +2 SS7	7,5	25/27	22/24	P-1 O-1 T-2 E-2		O-1 T-2 E-2
III Kobra +2 CC2	1,9 x 13	7/8	5/7	P-5 T-5 E-4 F-2		O-1 T-2 E-2



www.elcoman.it



## Classic Line - Energy Smart® Personal and Office Cross-Cut Shredder with "Throw and shred" system, opening lid and 2 Sets of Cutting Knives

With capacities up to 14 sheets and 24 hour continuous duty motors, the Kobra +3 will exceed the needs of your busy office environment. The newest innovation on this model is THROW AND SHRED technology. This system utilizes rotating flaps as an automatic feeder, allowing the user to throw crumpled paper into the unit. With two separate sets of cutting blades, you can be sure that the disposal of shredded material will be done with ease. Keeping track of bin capacity is made simple with a front mounted bin window. Equipped with Kobra's Energy Smart® technology, the +3 not only helps protect the environment by reducing CO2 emissions, but saves money in energy usage.



### 1: STANDARD SHREDDING

Shreds up to 14 sheets of paper at a time through the wide, convenient throat



### 2: SHRED CDs, DVDs, CREDIT CARDS

Lift the cover and insert your media into the dedicated throat. Close the cover and the machine automatically shreds the data carrier



### 3: SHRED CRUMPLED PAPER

Simply lift the cover and throw crumpled paper into the machine. Close the cover and the special Throw and Shred system uses its automatic feeder, with revolving flaps, to shred the material

**CONTINUOUS DUTY** 24 hours continuous duty operation without overheating and duty cycles

**CUTTING KNIVES** carbon hardened steel cutting knives unaffected by staples and clips

**ENERGY SMART®** power saving stand-by mode

**START & STOP** automatic start and stop through electronic eyes with stand-by function

**SAFETY STOP** automatically stops for bin removal

**AUTOMATIC REVERSE** system in case of jamming

**ECO-FRIENDLY** does not require plastic bags

**FRONT WINDOW** transparent front window to easily check the shreds level

**OPENING LID** transparent opening lid with suspension closing and **Mobile Protection System**, safety system

equipped with dual electronic sensors, which automatically cut off the machine when lid is lifted up

**3 SHREDDER FUNCTIONS** lying paper, media (CDs, DVDs and credit cards, etc.) and crumpled paper

**2 SEPARATE SETS OF CUTTING BLADES** one for paper and one for CDs, DVDs and credit cards

**2 SEPARATE INTEGRATED BINS** removable bins for shredded paper and plastic separation, with no need for plastic bags

**THROW AND SHRED** special system with automatic feeder for shredding crumpled paper



Special **THROW AND SHRED** System with automatic feeder for shredding crumpled paper



2 distinct integrated removable bins for separating shredded paper and plastic from CDs, DVDs and Credit Cards. Transparent window on the front makes it simple to check the level in each bin. No need for plastic bags



### MOBILE PROTECTION SYSTEM

Encloses the second cutting throat and eases in the removal of jams and blockages. Also utilizes auto safety-stop



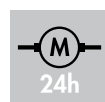
Throat  
230 mm



Waste Bin  
38,5 + 1,5 l



Dimensions  
39x30x59cm



Continuous  
Duty motor

Model	Shred Size mm	Sheet Capacity		Security Level DIN 66399	Shreddable Material	Security Level CD Cutting Unit
		A4 70gr	A4 80gr			
Kobra +3 CC4	3,5 x 40	12/14	10/12	P-4 T-4 E-3 F-1		O-1 T-2 E-2



# Kobra 240.1

## Classic Line - Multi-Purpose Professional Shredder - Small / Medium size Office



www.elcoman.it

The Kobra 240.1 line includes a variety of 7 models available with straight cut, cross cut or high security cut featuring outstanding performances. The Kobra 240.1 can shred almost any job with its powerful continuous duty motor and the sturdy steel gears and metal chain SUPER POTENTIAL POWER UNIT driving system. Not to mention the unbelievable performance of the Multimedia shredders Kobra 240.1 S4 and Kobra 240.1 S5 which can shred CDs, DVDs and Floppy Disks, in addition to paper. All models are equipped with the Energy Smart® system with efficient optically illuminated indicators for power saving stand-by mode and environmental protection.

**SUPER POTENTIAL POWER UNIT** heavy duty chain drive system with metal gears

**CONTINUOUS DUTY** 24 hours continuous duty operation without overheating and duty cycles

**CUTTING KNIVES** carbon hardened steel cutting knives unaffected by staples and clips

**ENERGY SMART®** power saving stand-by mode

**START & STOP** automatic start and stop through electronic eyes with stand-by function

**SAFETY STOP** automatic stop with light signal for bag full and / or open door

**AUTOMATIC REVERSE** system in case of jamming

**CABINET** attractive 40 litre cabinet mounted on casters



Heavy duty chain drive  
with steel gears



ENERGY SMART® management system  
with illuminated indicators for zero power  
consumption in stand-by mode



Special designed carbon hardened  
cutting knives can shred CDs, DVDs,  
Floppy Disks and paper



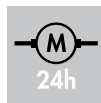
Throat  
240 mm



Cabinet  
40 l



Dimensions  
40x36x64cm



Continuous  
Duty motor

Model	Shred Size mm	Sheet Capacity		Security Level DIN 66399	Shreddable Material
A4 70gr	A4 80gr				
Kobra 240.1 S2	1,9	13/15	11/13	P-3 T-3 E-2	
Kobra 240.1 S4	3,8	24/26	20/22	P-2 0-2 T-2 E-2	
Kobra 240.1 S5	5,8	29/31	25/27	P-2 0-2 T-2 E-2	
Kobra 240.1 C2	1,9x15	10/12	9/11	P-5 T-5 E-4 F-2	
Kobra 240.1 C4	3,5x30	15/17	13/15	P-4 0-3 T-4 E-3 F-1	
Kobra 240.1 HS	0,8x9,5	6/8	5/6	P-6 F-3	
Kobra 240.1 HS-6	0,8x5	4/5	3/4	P-7 F-3	



Automatic Start/Stop through  
electronic eyes.  
Integrated flap for CDs, DVDs, Floppy  
Disks and Credit Cards shredding



Easy to operate ON OFF Reverse switch,  
with LED signal  
for bag full or open door

# Kobra 240

## Classic Line - Energy Smart® Multi-Purpose Professional Shredder Small / Medium size Office

The KOBRA 240 line includes a variety of 6 models available with straight cut, cross cut or high security cut featuring outstanding performances. The KOBRA 240 can shred almost any job with its powerful continuous duty motor and the sturdy steel gears and metal chain "Super Potential Power Unit" driving system. Not to mention the unbelievable performance of the Multimedia shredders KOBRA 240 SS4 and KOBRA 240 SS5 which can shred CD-Roms, DVDs, Floppy Disks, paper, clips and staples. All models are equipped with the Energy Smart® system with efficient optically illuminated indicators for power saving stand-by mode and environmental protection.



Heavy duty chain drive  
with steel gears




ENERGY SMART® management system  
with illuminated optical indicator  
for power saving stand-by mode and  
environmental protection



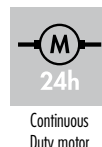
Special designed carbon hardened  
cutting knives can shred CD-Roms,  
Floppy Disks and paper  
(KOBRA 240 SS4 and KOBRA 240 SS5)



Automatic Start/Stop through  
electronic eyes. Safety stop light indicator  
for bin out. Integrated flap for CDs, DVDs,  
Floppy Disks and Credit Cards shredding



Removable environmentally friendly Double Waste Bin  
equipped with an integrated special mechanism separating  
plastic shreds from shredded paper. Does not require  
plastic bags (KOBRA 240 SS4, KOBRA 240 SS5)



	Model	Shred Size mm	Sheet Capacity		Security Level DIN 66399	Shreddable Material
			A4 70gr	A4 80gr		
	Kobra 240 SS2	1,9	13/15	11/13	P-3 T-3 E-2	
	Kobra 240 SS4	3,8	24/26	20/22	P-2 O-2 T-2 E-2	
	Kobra 240 SS5	5,8	27/29	22/24	P-2 O-2 T-2 E-2	
	Kobra 240 C2	1,9x15	10/12	9/11	P-5 T-5 E-4 F-2	
	Kobra 240 C4	3,5x30	13/15	12/14	P-4 T-4 E-3 F-1	
	Kobra 240 HS	08x9,5	6/8	5/6	P-6 F-3	
	Kobra 240 HS-6	08 x 5	4/5	3/4	P-7 F-3	

# Kobra 240 Turbo Boost

**Classic Line - Energy Smart® Multi-Purpose Professional Shredder**  
Small / Medium size Office



www.elcoman.it

Kobra 240 TURBO shredders carry the latest and most advanced developments in the office paper shredder technology. Unbelievable performances: through the exclusive **TURBO BOOST** system, this range of Kobra shredders features unmatched shredding capacities both in straight-cut and cross-cut cutting systems. The Energy Smart® management system with optical indicators is a standard on the Turbo Boost shredders for power saving stand-by mode. Powerful continuous duty motors and the sturdy steel gears with heavy duty chain drive Super Potential Power Unit" ensure service free operation without duty cycles or overheatings. Turbo shredders can shred paper, Floppy Disks, CDs, DVDs and Credit Cards separating plastic shreds from shredded paper. The technical data on the bottom of this page clearly demonstrates the technological advantage of the Kobra 240 Turbo shredders compared to other similar products available on the market.

**SUPER POTENTIAL POWER UNIT** heavy duty chain drive system with metal gears

**CONTINUOUS DUTY** 24 hours continuous duty operation without overheating and duty cycles

**CUTTING KNIVES** carbon hardened steel cutting knives unaffected by staples and clips

**ENERGY SMART®** power saving stand-by mode

**START & STOP** automatic start and stop through electronic eyes with stand-by function

**SAFETY STOP** automatically stops for bin removal, with light signal

**ECO-FRIENDLY** does not require plastic bags

**COMPACT** and strong shredder with very high performances

**TURBO BOOST** extra shredding capacity activated by pressing the TURBO switch: the shredding capacity is increased by 30%



Heavy duty chain drive  
with steel gears

Kobra 240 C2 Turbo

Kobra 240 C4 Turbo

Kobra 240 SS4 Turbo



Kobra 240 SS5 Turbo



Removable environmentally friendly Double Waste Bin  
equipped with an integrated special mechanism  
separating plastic shreds from shredded paper.  
Does not require plastic bags (All models)



Throat  
240 mm



Waste Bin  
35 l



Dimensions  
37x33x56cm



Continuous  
Duty motor



ENERGY SMART® management system  
with illuminated optical indicator  
for power saving stand-by mode and  
environmental protection



By pressing the Turbo switch  
the shredding capacity of the machine  
is increased by 30%



Special designed carbon hardened  
cutting knives can shred paper, CDs,  
DVDs and Floppy Disks

	Model	Shred Size mm	Sheet Capacity		Security Level DIN 66399	Shreddable Material
			A4 70gr	A4 80gr		
III	Kobra 240 SS4 Turbo	3,8	28/30	25/26	P-2 0-2 T-2 E-2	
III	Kobra 240 SS5 Turbo	5,8	50/52	40/44	P-2 0-2 T-2 E-2	
III	Kobra 240 C2 Turbo	1,9 x 15	17/19	14/16	P-5 T-5 E-4 F-2	
III	Kobra 240 C4 Turbo	3,5 x 30	24/26	19/21	P-4 0-3 T-4 E-3 F-1	



# Kobra 260.1

Classic Line - Multimedia Professional Shredder - Small / Medium size Office

Whether you choose one of the 7 strip cut or cross cut models, the Kobra 260.1 works hard to destroy private information created in the office. The wide 260 mm throat makes it easy to shred medium size paper and the high quality cabinet holds a higher volume of shredded materials. Kobra 260.1 series are equipped with the Energy Smart® software along with optical indicators for automatic power saving stand-by mode and the "SUPER POTENTIAL POWER UNIT" driving system for longlasting and service free shredding operations.



Heavy duty chain drive  
with steel gears



ENERGY SMART® management system  
with illuminated indicators for zero power  
consumption in stand-by mode

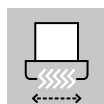



Automatic Start/Stop through  
electronic eyes.  
Integrated Flap for CDs, DVDs, Floppy  
Disks and Credit Cards shredding



Easy to operate ON OFF Reverse switch,  
with LED signal  
for bag full or open door

**SUPER POTENTIAL POWER UNIT** heavy duty chain drive system with metal gears  
**CONTINUOUS DUTY** 24 hours continuous duty operation without overheating and duty cycles  
**CUTTING KNIVES** carbon hardened steel cutting knives unaffected by staples and clips  
**ENERGY SMART®** power saving stand-by mode  
**START & STOP** automatic start and stop through electronic eyes with stand-by function  
**SAFETY STOP** automatic stop with light signal for bag full and / or open door  
**AUTOMATIC REVERSE** system in case of jamming  
**CABINET** attractive 60 litre cabinet mounted on casters



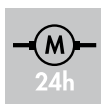
Throat  
260 mm



Cabinet  
60 l



Dimensions  
40x36x84 cm



Continuous  
Duty motor

Model	Shred Size mm	Sheet Capacity		Security Level DIN 66399	Shreddable Material
A4 70gr	A4 80gr				
III Kobra 260.1 S2	1,9	14/16	12/14	P-3 T-3 E-2	
III Kobra 260.1 S4	3,8	26/28	22/24	P-2 0-2 T-2 E-2	
III Kobra 260.1 S5	5,8	29/31	25/27	P-2 0-2 T-2 E-2	
III Kobra 260.1 C2	1,9 x 15	10/12	9/11	P-5 T-5 E-4 F-2	
III Kobra 260.1 C4	3,5 x 30	15/17	13/15	P-4 0-3 T-4 E-3 F-1	
III Kobra 260.1 HS	0,8 x 9,5	6/8	5/6	P-6 F-3	
III Kobra 260.1 HS-6	0,8 x 5	4/5	3/4	P-7 F-3	

# Kobra 260

**Classic Line - Energy Smart® Multimedia Professional Shredder**  
Small / Medium size Office



www.elcoman.it

Whether you choose one of the 6 strip cut or cross cut models, the KOBRA 260 works hard to destroy private information created in the office. The wide 260 mm throat makes it easy to shred computer paper with tractor-feed margins and the high quality steel cabinet holds a higher volume of shredded materials. KOBRA 260 series are equipped with the Energy Smart® software along with optical indicators for automatic power saving stand-by mode and the "SUPER POTENTIAL POWER UNIT" driving system for longlasting and service free shredding operations.

**SUPER POTENTIAL POWER UNIT** heavy duty chain drive system with metal gears

**CONTINUOUS DUTY** 24 hours continuous duty operation without overheating and duty cycles

**CUTTING KNIVES** carbon hardened steel cutting knives unaffected by staples and clips

**ENERGY SMART®** power saving stand-by mode

**START & STOP** automatic start and stop through electronic eyes


**SAFETY STOP** automatically stops for bag full and open door, with light signal

**AUTOMATIC REVERSE** system in case of jamming

**CABINET** 85 liter high quality steel cabinet mounted on casters; it contains 1000 sheets in straight cut or 6000 sheets in High Security cut



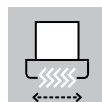
*Illuminated optical indicator shows status of the ENERGY SMART® management system for power saving stand-by mode. Integrated flap facilitates shredding of CDs, DVDs, Floppy Disks and Credit Cards*



*Carbon hardened cutting knives unaffected by staples and clips*



*Front door for easy emptying of collecting bag*



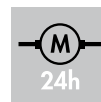
Throat  
260 mm



Cabinet  
85 l



Dimensions  
43x31x83cm



Continuous  
Duty motor

	Model	Shred Size mm	Sheet Capacity		Security Level DIN 66399	Shreddable Material
			A4 70gr	A4 80gr		
	Kobra 260 S2	1,9	14/16	12/14	P-3 T-3 E-2	
	Kobra 260 S4	3,8	26/28	22/24	P-2 0-2 T-2 E-2	
	Kobra 260 S5	5,8	29/31	25/27	P-2 0-2 T-2 E-2	
	Kobra 260 C2	1,9 x 15	10/12	9/11	P-5 T-5 E-4 F-2	
	Kobra 260 C4	3,5 x 30	15/17	13/15	P-4 T-4 E-3 F-1	
	Kobra 260 HS	0,8 x 9,5	6/8	5/6	P-6 F-3	
	Kobra 260 HS-6	0,8 x 5	4/5	3/4	P-7 F-3	

# Kobra 300.1

Classic Line - Multimedia Professional Shredder - Medium Size Office

The Kobra 300.1 line includes a variety of 6 models available with straight cut, cross-cut or high security cut featuring outstanding performances. Sturdy and reliable mechanical design is guaranteed by the chain drive system SUPER POTENTIAL POWER UNIT with metal gears and special carbon hardened steel cutting knives, which are unaffected by staples and metal clips. The power unit is equipped with continuous duty motor without overheating or duty cycles. Kobra 300.1 is supplied with a large 110 liter cabinet mounted on caster. All models are equipped with the Energy Smart® system with efficient optically illuminated indicators for power saving stand-by mode and environmental protection.



Heavy duty chain drive  
with steel gears



ENERGY SMART® management system  
with illuminated indicators for zero power  
consumption in stand-by mode



Automatic Start/Stop through  
electronic eyes.  
Integrated flap for CDs, DVDs, Floppy  
Disks and Credit Cards shredding



High volume 110 litre cabinet

**SUPER POTENTIAL POWER UNIT** heavy duty chain drive system with metal gears  
**CONTINUOUS DUTY** 24 hours continuous duty operation without overheating and duty cycles  
**CUTTING KNIVES** carbon hardened steel cutting knives unaffected by staples and clips  
**ENERGY SMART®** power saving stand-by mode  
**START & STOP** automatic start and stop through electronic eyes with stand-by function  
**SAFETY STOP** automatic stop with light signal for bag full and / or open door  
**AUTOMATIC REVERSE** system in case of jamming  
**CABINET** attractive 110 litre cabinet mounted on casters



Throat  
310 mm



Cabinet  
110 l



Dimensions  
53x43x92cm



Continuous  
Duty motor

	Model	Shred Size mm	Sheet Capacity		Security Level DIN 66399	Shreddable Material
			A4 70gr	A4 80gr		
	Kobra 300.1 S4	3,8	27/29	22/24	P-2 0-2 T-2 E-2	
	Kobra 300.1 S5	5,8	30/32	24/26	P-2 0-2 T-2 E-2	
	Kobra 300.1 C2	1,9 x 15	12/14	10/12	P-5 T-5 E-4 F-2	
	Kobra 300.1 C4	3,9 x 40	20/22	18/20	P-4 0-3 T-4 E-3 F-1	
	Kobra 300.1 HS	0,8 x 9,5	8/10	7/8	P-6 F-3	
	Kobra 300.1 HS-6	0,8 x 5	4/5	3/4	P-7 F-3	



# Kobra 300.2

Classic Line - Multimedia Professional Shredder - Medium Size Office



www.elcoman.it

The Kobra 300.2 range of office shredders has been developed to achieve outstanding shredding performance. A powerful motor operating in conjunction with an exclusive and sturdy driving technology, in addition to the large entry paper opening, allow easy and quick shredding of every paper size at the office with a variety of 6 different available security levels. No matter what type of carrier your data is on, paper, CDs, Floppy Disks, ID cards, the Kobra 300.2 shredders will deliver the security level required for your application. The Energy Smart® management system monitors the power consumption on all Kobra 300.2 models for energy cost savings and for environmental protection by reducing emission of carbon dioxide (CO2). Model Kobra 300.2 S5 can shred up to 38 sheets of paper in one pass while the High Security model KOBRA 300.2 HS shreds up to 11 sheets in one pass. The KOBRA 300 range meets security levels for commercial applications to levels specifically needed by Military and Government offices.

**SUPER POTENTIAL POWER UNIT** heavy duty chain drive system with metal gears  
**CONTINUOUS DUTY** 24 hours continuous duty operation without overheating and duty cycles  
**CUTTING KNIVES** carbon hardened steel cutting knives unaffected by staples and clips  
**ENERGY SMART®** power saving stand-by mode  
**START & STOP** automatic start and stop through electronic eyes with stand-by function  
**SAFETY STOP** automatic stop with light signal for bag full and / or open door  
**AUTOMATIC REVERSE** system in case of jamming  
**CABINET** attractive 135 litre cabinet mounted on casters



Heavy duty chain drive with steel gears



High efficiency cutting knives allow impressive shredding capacity



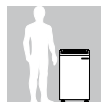
Automatic Start/Stop through electronic eyes.  
Integrated flap for CDs, DVDs, Floppy Disks and Credit Cards shredding



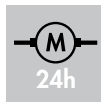
Throat  
310 mm



Cabinet  
135 l



Dimensions  
53x43x100cm



Continuous  
Duty motor

Model	Shred Size mm	Sheet Capacity		Security Level DIN 66399	Shreddable Material
		A4 70gr	A4 80gr		
III Kobra 300.2 S4	3,8	31/33	27/29	P-2 0-2 T-2 E-2	
III Kobra 300.2 S5	5,8	37/40	33/35	P-2 0-2 T-2 E-2	
III Kobra 300.2 C2	1,9 x 15	16/18	14/15	P-5 T-5 E-4 F-2	
III Kobra 300.2 C4	3,9 x 40	25/27	23/25	P-4 0-3 T-4 E-3 F-1	
III Kobra 300.2 HS	0,8 x 9,5	9/11	8/9	P-6 F-3	
III Kobra 300.2 HS-6	0,8 x 5	5/6	4/5	P-7 F-3	



High volume 135 litre cabinet



www.elcoman.it

# Kobra 300

## Classic Line - Energy Smart® Multimedia Professional Shredder Medium size Office

The KOBRA 300 range of office shredders has been developed to achieve outstanding shredding performance. A double motor drive technology operating in conjunction with two "SUPER POTENTIAL POWER UNITS" and the large entry paper opening allow easy and quick shredding of every paper size at the office with a variety of 6 different available security levels. No matter what type of media your data is on, paper, CDs, Floppy Disks, ID cards, the KOBRA 300 shredders will deliver the security level required for your application. The Energy Smart® management system monitors the power consumption on all KOBRA 300 models for energy cost savings and for environmental protection by reducing emission of carbon dioxide (CO<sub>2</sub>).

Model KOBRA 300 SS5 can shred up to 46 sheets of paper in one pass while the High Security model KOBRA 300 HS shreds up to 12 sheets in one pass. The KOBRA 300 range meets security levels for commercial applications to levels specifically needed by Military and Government offices.

**SUPER POTENTIAL POWER UNIT** heavy duty chain drive system with metal gears

**CONTINUOUS DUTY** 24 hours continuous duty operation without overheating and duty cycles

**CUTTING KNIVES** carbon hardened steel cutting knives unaffected by staples and clips

**ENERGY SMART®** power saving stand-by mode

**START & STOP** automatic start and stop through electronic eyes

**SAFETY STOP** automatically stops for bag full and open door, with light signal

**AUTOMATIC REVERSE** system in case of jamming

**CABINET** 85 liter high quality steel cabinet mounted on casters; it contains 1000 sheets in straight cut or 6000 sheets in High Security cut



Sturdy heavy duty chain drive  
with steel gears



Integrated sliding flat makes  
Floppy Disks, CDs, DVDs and Credit  
Cards shredding easy. Illuminated optical  
indicator of the ENERGY SMART® system



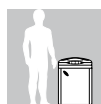
Front door for easy emptying  
of collecting bag



Throat  
300 mm



Cabinet  
85 l



Dimensions  
43x31x83cm



Continuous  
Duty motor  
24h

	Model	Shred Size mm	Sheet Capacity		Security Level DIN 66399	Shreddable Material
			A4 70gr	A4 80gr		
	Kobra 300 SS4	3,8	32/34	28/30	P-2 0-2 T-2 E-2	
	Kobra 300 SS5	5,8	42/46	37/39	P-2 0-2 T-2 E-2	
	Kobra 300 CC2	1,9 x 15	16/18	14/15	P-5 T-5 E-4 F-2	
	Kobra 300 CC4	3,5 x 30	22/24	20/22	P-4 0-3 T-4 E-3 F-1	
	Kobra 300 HS	0,8 x 9,5	10/12	9/11	P-6 F-3	
	Kobra 300 HS-6	0,8 x 5	5/6	5	P-7 F-3	

# Kobra 385

Classic Line - Multimedia Professional Shredder - Medium Size Office



www.elcoman.it

A powerful shredder ideally suited for large paper sizes thanks to its wide entry opening. Equipped with 24 hour continuous duty motor, it is available in three different shredding sizes for versatility which fits any office. All models are equipped with the Energy-Smart® management system.

**SUPER POTENTIAL POWER UNIT** heavy duty chain drive system with metal gears  
**CONTINUOUS DUTY** 24 hours continuous duty operation without overheating and duty cycles  
**CUTTING KNIVES** carbon hardened steel cutting knives unaffected by staples and clips  
**ENERGY SMART®** power saving stand-by mode  
**START & STOP** automatic start and stop through electronic eyes with stand-by function  
**SAFETY STOP** automatic stop with light signal for bag full and / or open door  
**AUTOMATIC REVERSE** system in case of jamming  
**CABINET** 130 litre high quality steel cabinet mounted on casters  
**HIGH CAPACITY** designed for medium/high shredding volume



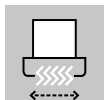
Sturdy heavy duty chain drive with steel gears



ENERGY SMART® illuminated optical indicator for power saving stand by mode and environmental protection



Waste bag easy to remove (130 litres)



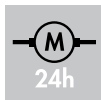
Throat  
385 mm



Cabinet  
130 l



Dimensions  
58x35x85cm



Continuous  
Duty motor

Model	Shred Size mm	Sheet Capacity		Security Level DIN 66399	Shreddable Material
		A4 70gr	A4 80gr		
Kobra 385 S54	3,8	20/22	19/20	P-2 O-2 T-2 E-2	
Kobra 385 C2	1,9 x 15	9/11	8/10	P-5 T-5 E-4 F-2	
Kobra 385 C4	3,5 x 30	15/17	12/14	P-4 T-4 E-3 F-1	



# Kobra 390-400

## Classic Line - Multiple-User Heavy Duty Professional Shredder

The Kobra 390-400 line is designed to shred large quantities of paper. The Kobra 390 shredders are designed to shred large quantities of paper, while the high performances of the straight cut and cross cut models of the Kobra 400 satisfy even the most demanding customers. Kobra 390-400 line features quiet operation, top quality and excellent performance. All models are equipped with the Energy Smart® management system with illuminated optical indicator for power saving stand by mode. Models Kobra 400 C2 and 400 C4 reduce the volume of the shredded material through their special cross cut cutting mechanism which maintains high shredding capacities while Kobra 400 HS and HS-6 may be the most powerful high security shredders today available on the market.

for maximum shredding capacity

KOBRA 390 S5 e 400 S5

for maximum volume reduction

KOBRA 390 C4, 400 C2 e 400 C4

for maximum security

KOBRA 400 HS High Security



Heavy duty chain drive  
with steel gears



ENERGY SMART® illuminated optical  
indicator for power saving stand by mode  
and environmental protection



Adjustable document top shelf  
"Space Saving Design" (shelf not included).  
Integrated sliding flap makes Floppy Disks,  
CDs, DVDs and Credit Cards shredding easy



Waste bag easy to remove  
(200 litres)

**SUPER POTENTIAL POWER UNIT** heavy duty chain drive system with metal gears

**CONTINUOUS DUTY** 24 hours continuous duty operation without overheating and duty cycles

**CUTTING KNIVES** carbon hardened steel cutting knives unaffected by staples and clips

**ENERGY SMART®** power saving stand-by mode

**START & STOP** automatic start and stop through electronic eyes with stand-by function

**SAFETY STOP** automatic stop with light signal for bag full and / or open door

**AUTOMATIC REVERSE** system in case of jamming

**CABINET** 200 litre high quality steel cabinet mounted on casters

**HIGH CAPACITY** designed for high shredding volume

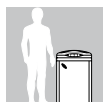
**ACCESSORY** available a document shelf to be mounted on top of the shredder head



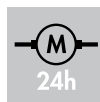
Throat  
400 mm



Cabinet  
200 l



Dimensions  
60x48x93cm



Continuous  
Duty motor

Model	Shred Size mm	Sheet Capacity		Security Level DIN 66399	Shreddable Material
		A4 70gr	A4 80gr		
Kobra 390 S5	5,8	31/33	28/30	P-2 0-2 T-2 E-2	
Kobra 390 C4	3,9 x 40	24/26	20/22	P-4 0-3 T-4 E-3 F-1	
Kobra 400 S5	5,8	60/62	52/54	P-2 0-2 T-2 E-2	
Kobra 400 C2	1,9 x 15	29/31	25/27	P-5 0-4 T-5 E-4 F-2	
Kobra 400 C4	3,9 x 40	44/48	40/42	P-4 0-3 T-4 E-3 F-1	
Kobra 400 HS Auto-Oiler	0,8 x 9,5	17/19	13/15	P-6 F-3	
Kobra 400 HS-6 Auto-Oiler	0,8 x 5	8/10	8/9	P-7 F-3	

# Kobra 260 HS/2

Classic Line - High Security Emergency power black-out Shredder



www.elcoman.it

High security shredders for "Classified" and "Top Secret" documents. All models equipped with the Energy Smart® management system for power saving stand-by mode and with heavy duty chain drive and steel gears.

**High security (Level P-6)** The 0,8 x 9,5 mm high security cut meets the highest security standards for shredding of "Classified" and "Top Secret" documents combined with maximum shredding performances.

A special cutting system built with 1,200 components can shred a single A4 sheet of paper in about 10,000 micro-chips which becomes absolutely unreadable even if special electronic optical microscopes are used. Tested and approved by many International Governments and Military Bodies these shredders are also being used by the US Department of States, the CIA and the National Security Agency. Model KOBRA 260 HS-2 is featuring a special dedicated manual mechanism which allows to shred "Top Secret" documents in case of no power supply (emergencies, military or terrorism attacks).

**High security (Level P-7)** All High Security models are available with the new High Security cut of 0,8 x 5 mm which meets the latest shredding Standards issued by the National Security Agency (NSA/CSS Specification 02-01) of the US Government.

**SUPER POTENTIAL POWER UNIT** heavy duty chain drive system with metal gears

**CONTINUOUS DUTY** 24 hours continuous duty operation without overheating and duty cycles

**CUTTING KNIVES** carbon hardened steel cutting knives

**ENERGY SMART®** power saving stand-by mode

**START & STOP** automatic start and stop through electronic eyes with stand-by function

**SAFETY STOP** automatic stop with light signal for bag full and / or open door

**AUTOMATIC REVERSE** system in case of jamming

**CABINET** 85 litre high quality cabinet mounted on casters

**HIGH SECURITY** ideally suited to shred medium/high volumes of Classified or Top Secret documents

**OPTIONAL** manual crank to shred documents in case of power loss



Heavy duty chain drive  
with steel gears



Manual crank, on the 260 HS-2,  
to shred documents in case of power loss  
(crank not included)



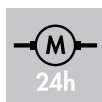
Throat  
260 mm



Cabinet  
85 l



Dimensions  
50x38x85cm



Continuous  
Duty motor



Available KOBRA Accu-Flow Automatic  
Oiling System eliminates the need  
for manual lubrication



KOBRA High Security shredders  
are regularly used by the heads  
of States at the G8 Summits

	Model	Shred Size mm	Sheet Capacity		Security Level DIN 66399	Shreddable Material
			A4 70gr	A4 80gr		
■ ■ ■	Kobra 260 HS/2	0,8 x 9,5	11/13	10/11	P-6 F-3	■ ■ ■
■ ■ ■	Kobra 260 HS-6/2	0,8 x 5	5/6	5	P-7 F-3	■ ■ ■



www.elcoman.it

# Kobra 400 HS Auto-Oiler

**Classic Line - Multiple user Heavy duty High Security Shredder with Integrated Automatic oiler**

Powerful high security shredder with the highest capacity and a 400mm throat to shred high volumes of "Classified" and "Top Secret" documents. Equipped with an integrated automatic oiling system for automatic lubrication of the cutting knives allows to maintain continuous maximum shredding capacities without any interruption of shredding for manual lubrications. Available with a 0,8 x 9,5 mm (Level P-6) cutting system or with the special 0,8 x 5 mm (Level P-7) cutting system which meets the latest NSA/CSS Specification 02-01 issued by the National Security Agency of the US Government. Kobra 400 HS is the most powerful high security shredder for "Top Secret" shredding operations.

Tested and approved by many International Governments and Military Bodies, these shredders are also being used by the US Department of States, the CIA and the National Security Agency.



Heavy duty chain drive with steel gears

**SUPER POTENTIAL POWER UNIT** heavy duty chain drive system with metal gears

**CONTINUOUS DUTY** 24 hours continuous duty operation without overheating and duty cycles

**CUTTING KNIVES** carbon hardened steel cutting knives

**ENERGY SMART®** power saving stand-by mode

**START & STOP** automatic start and stop through electronic eyes with stand-by function

**SAFETY STOP** automatic stop with light signal for bag full and / or open door

**AUTOMATIC REVERSE** system in case of jamming

**CABINET** 200 litre sturdy steel cabinet mounted on casters with 15.000 sheets of shredded paper capacity

**HIGH SECURITY** especially designed for Classified and Top Secret document shredding

**AUTOMATIC OILER** automatic integrated oiler to lubricate the cutting knives, standard on all Kobra 400 HS models

**SHRED GUARD** dedicated Kobra optional to detect large metal objects and preserve the cutting blades



## AUTOMATIC OILER

Special automatic integrated oiling system. Automatically lubricates cutting knives during the operation of the shredder for continuous maximum shredding capacity



ENERGY SMART® illuminated optical indicator for power saving stand by mode and environmental protection



## Optional



### Kobra SHRED GUARD – METAL DETECTOR

Special accessory designed to work with the Kobra 400 HS Auto-Oiler shredders. Detects large metal objects, which could cause a damage to the cutting knives, if accidentally introduced into the shredder.

KOBRA SHRED GUARD stops the machine preventing damage to the cutting system. A blue flashing light warns the operator of the presence of metal. (Available on model Kobra 400 HS-COMBI)

\* KOBRA SHRED GUARD is intended as a device for extra protection of the cutting system. Operator's attention to the type of material being shredded is always required



Throat  
400 mm



Cabinet  
200 l



Dimensions  
60x48x93cm



Continuous  
Duty motor  
24h

Model	Shred Size mm	Sheet Capacity		Security Level DIN 66399	Shreddable Material
		A4 70gr	A4 80gr		
Kobra 400 HS Auto-Oiler	0,8 x 9,5	17/19	13/15	P-6 F-3	
Kobra 400 HS-6 Auto-Oiler	0,8 x 5	8/10	8/9	P-7 F3	



# Kobra HS Optical Media

Classic Line - High Security Optical Media shredder with Automatic Integrated Oiler



www.elcoman.it

## KOBRA SHREDDERS FOR SPECIAL APPLICATIONS

**Designed for** Military Bodies, Governmental Authorities and Offices handling classified and Top Secret media  
**Used by** CIA, National Security Agency, US Department of States and FBI  
**Approved by** ASIO - Australian Security Intelligence Organization

Two shredder models for optical media shredding in high security cross-cut.

Kobra 400 HS OM is dedicated to CDs, DVDs, Blu-ray and Credit cards shredding.

Kobra 400 HS COMBI is suitable for the combination of high security optical media and paper shredding of Classified and Top Secret documents. Both models shred up to 1.500 optical data carrier per hour in the special cross cut 1,5x2,5mm that is nowadays the most secure shred size to satisfy Military bodies and Government security needs.

Kobra 400 HS COMBI has a second set of cutting knives dedicated to paper destruction in 0,8 x 9,5 mm shred size (security level P-6) or in 0,8 x 5mm shred size (security level P-7).

The high security cut of 0,8x5mm meets the latest shredding standards issued by ASIO Australian Security Intelligence Organization and by the National Security Agency of the US Government (NSA/CSS Specification 02-01).

**SUPER POTENTIAL POWER UNIT** heavy duty chain drive system with metal gears

**CONTINUOUS DUTY** 24 hours continuous duty operation without overheating and duty cycles

**CUTTING KNIVES** carbon hardened steel cutting knives

**ENERGY SMART®** power saving stand-by mode

**START & STOP** automatic start and stop through electronic eyes with stand-by function

**SAFETY STOP** automatic stop with light signal for bag full and / or open door

**AUTOMATIC REVERSE** system in case of jamming

**CABINET** sturdy steel cabinet mounted on casters. The OM model is equipped with a 80 litre strong re-usable fabric bag for optical media shreds. The COMBI model, beside the fabric bag, is supplied with a 110 litre recyclable bag for paper shreds

**HIGH SECURITY** especially designed for Classified and Top Secret document / file shredding

**AUTOMATIC OILER** automatic integrated oiler to lubricate the cutting knives, standard on all Kobra 400 HS OM and COMBI models

**SHRED GUARD** dedicated Kobra optional to detect large metal objects, which could cause a damage to the cutting knives, preserving the blades (Kobra 400 HS COMBI)



130 mm throat for easy insertion of optical media (CDs, DVDs, Credit Cards, Blue-Ray discs, etc.) (Kobra 400 HS-OM)





Two separate throats for paper entry and optical media entry (Kobra 400 HS-COMBI)



Kobra 400 HS-OM



**Automatic Oiler:**  
 Special integrated oiling system automatically lubricates the high security cutting head. This ensures blade protection and maximum performance



Model	Shred Size mm	Sheet Capacity A4 70gr	A4 80gr	Security Level DIN 66399	Shreddable Material
Kobra 400 HS-OM	1,5 x 2,5	-	-	0-6 T-6 E-5	
Kobra 400 HS-COMBI	0,8 x 9,5	17/19	13/15	P-6 0-6 T-6 E-5 F-3	
Kobra 400 HS-6 COMBI	0,8 x 5	8/10	8/9	P-7 0-6 T-6 E-5 F-3	

## Optional



### Kobra SHRED GUARD – METAL DETECTOR

Special accessory designed to work with the Kobra 400 HS Auto-Oiler shredders. Detects large metal objects, which could cause a damage to the cutting knives, if accidentally introduced into the shredder. KOBRA SHRED GUARD stops the machine preventing damage to the cutting system.

A blue flashing light warns the operator of the presence of metal. (Available on model Kobra 400 HS-COMBI)

\* KOBRA SHRED GUARD is intended as a device for extra protection of the cutting system. Operator's attention to the type of material being shredded is always required

# Kobra 400 WB

## Classic Line - Centralized Multimedia shredder and office paper Waste Baskets

If your office requires the centralized destruction of both paper and the contents of waste paper baskets, the Kobra 400 WB is the most logical choice. With its carbon hardened cutting knives, cross cut shred type, steel gears and chain drive, the Kobra 400 WB is the pinnacle of heavy duty paper shredding. Mounted on casters for ease of motion and requiring no dedicated line, the Kobra 400 WB was designed with practicality in mind. If your needs require a standard paper shredding, simply feed your paper into the front paper throat. With the 400 WB's automatic mechanical feeding system, destroying the confidential information in your office's waste paper baskets has never been so easy. With either input option, the powerful continuous duty motor will ensure its complete destruction. This practical shredder is the ideal solution for any business requiring power, efficiency and versatility.

**SUPER POTENTIAL POWER UNIT** heavy duty chain drive system with metal gears

**CONTINUOUS DUTY** powerful 2100 Watt motor for 24 hour continuous duty operation without overheating and duty cycles

**CUTTING KNIVES** carbon hardened steel cutting knives, unaffected by staples and metal clips, shred Floppy-Disks, CDs, DVDs, credit cards, lying or crumpled sheet of paper

**START & STOP** automatic start and stop through electronic eyes with stand-by function. Switch to activate continuous shredding operations

**SAFETY STOP** automatic stop with light signal for bag full and / or open door

**AUTOMATIC REVERSE** system in case of jamming

**CABINET** sturdy steel cabinet mounted on casters

**HIGH CAPACITY** high cross cut shredding capacity which reduces the volume of shredded materials

**AUTOMATIC MECHANICAL FEEDING** system utilizes revolving flaps to feeds material into cutting head



The Kobra 400WB, with its hopper, allows its user to simply empty the contents of their waste paper basket directly into the machine



Automatic mechanical feeding system with revolving flaps



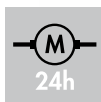
Throat  
400 mm



Cabinet  
200 l



Dimensions  
60x48x163cm



Continuous  
Duty motor

Model	Shred Size mm	Sheet Capacity		Security Level DIN 66399	Shreddable Material
		A4 70gr	A4 80gr		
<div> <div></div> <div>Kobra 400 WB</div> </div>	3,9 x 40	44/48	40/42	P-4 O-3 T-4 E-3 F-1	<div> <div></div> <div></div> <div></div> <div></div> </div>

# ***Kobra Cyclone***

## ***Kobra Compactor C-500***

**KOBRA®**







www.elcoman.it

# Kobra Cyclone + Compactor C-500

Classic Line - Multi-Purpose Heavy duty Industrial shredder

**HIGH VOLUMES** specially designed for large quantities of paper, cardboard, carton boxes, Floppy disks, Blu-Ray, CDs, DVDs and even aluminium cans and plastic bottles

**HIGH EFFICIENCY MOTOR** can save a considerable electrical energy year/cost

**SHREDDING SYSTEM** innovative shredding technology based on a turbine combined with High Speed Rotating Blades

**CAPACITY** shreds entire archives, up to 500 sheets of paper at a time, regardless of the particle size (security level) with up to 420 Kg paper output per hour (theoretical output)

**SECURITY LEVELS** there are 5 security levels available; these can be changed easily at any time to meet the required security level for the material being shredded

**NO MAINTENANCE** Cyclone does not require any oiling or lubrication of the cutting blades. Easy to use and without any maintenance operation

**RELIABILITY** shredding system based on air flow delivers the highest level of reliability

**AUTOMATIC** Just drop the material into the turbine chamber and leave it to the Cyclone: it will get the job done. The Kobra Cyclone does it all quickly and with no jams. It also turns automatically off when shredding is completed for maximum energy and time efficiency

**DISPOSAL BAG** delivered with built-in trolley for easy transport and replacement of the disposal bag

**SPECIAL ACCESSORY** Kobra Compactor C-500 compresses and reduces the volume of the shredded paper



Rear window for easy checking of waste bag level

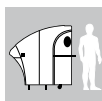
Kobra Cyclone is the ultimate development in shredding technology. Blades rotating at a very high speed combined with the power of a turbine providing the unit with an airflow allow the shredding of up to 500 sheets of paper at a time as well as the shredding of many other types of materials into 5 different available particle sizes. The size of the particles (Security Level) can be chosen when ordering the machine and it will always be possible to change the Security Level any time after installation of the unit with a simple operation to adapt to any shredding need. Shredding capacity of 500 sheets at a time remains unchanged with any Security Level installed in the machine. A rear window allows easy checking of waste bag level while plastic bags can be easily removed and disposed of assisted by the built-in-trolley. Kobra Cyclone is also equipped with an integrated vacuum system specifically designed to provide the operator with clean and dust free shredding environment. The Cyclone is built with a double insulated shredding chamber and special plastic outer housing enclosure for low noise operation. Kobra Cyclone can reach an impressive shredding output of 420 kg (940 lbs) per hour (Theoretical output) without requiring any oiling of cutting knives or special maintenance. This makes the Kobra Cyclone easy to use for everybody at the office.



Throat  
325 x 220 mm



Waste Bag  
400 l



Dimensions  
80x212x210 cm

**Kobra CYCLONE + COMPACTOR C-500**  
Kobra Cyclone can be attached to the optional Compactor model C-500 designed to reduce by 4-5 times the volume of the shredded paper

\* Shredded and compacted paper can be collected into any type of container or into plastic waste bags

\* Kobra Compactor C-500 is designed and suitable for compacting paper only

\* Collection bin not included

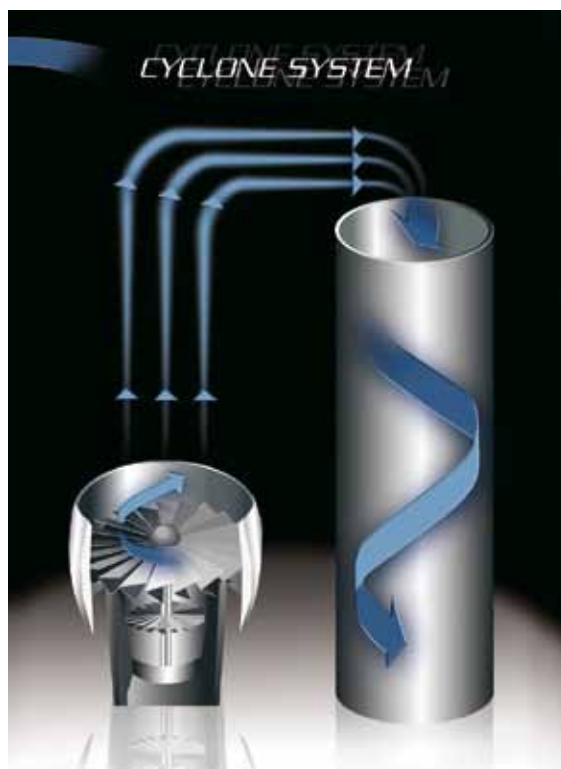


## KOBRA CYCLONE + COMPACTOR C-500

The Kobra Compactor model C-500 is designed to work with the Cyclone industrial shredder when paper is being shredded. When shredding other materials, you simply remove the compactor and use standard Cyclone disposal bags. This optional accessory compresses and reduces the volume of the shredded paper by 4 to 5 times to minimize the space required for disposal. Easy to install and operate, the Kobra Compactor C-500 will work with any Cyclone security level screen. Compacted shredded paper can be collected into any type of container or into plastic waste bags.



**Kobra CYCLONE (standard version)**  
Kobra Cyclone utilizes a plastic waste bag to store shredded materials in an internal storage compartment. Full bags are easily removed and disposed of assisted by the built-in-trolley



## KOBRA CYCLONE

### how it works, the technology

Kobra Cyclone is equipped with a turbine generating a high pressure air flow and sets of high speed rotating blades. By making the air stream spin, particles are subjected to centrifugal forces and deposited from the air flow into the disposal bag. This unique shredding system, delivers the highest shredding performance and efficiency along with maximum flexibility in choosing the correct Security and bulk reduction Level for a given application. Cyclone does not require the special maintenance and complicated oiling procedures that other machines with similar output rates do. Cyclone is designed for high volume shredding and maintenance free operation.



Kobra Cyclone can shred 500 sheets of paper at a time and Cardboard, Carton Boxes, Floppy disks, Blu-Ray, CDs, DVDs, Credit Cards, Plastic Bottles and Aluminium Cans

## Control panel




Kobra Cyclone is operated through a conveniently located and easy to use control panel. Just press the start button, throw the material into the large entry opening and leave. Kobra Cyclone will automatically shred everything and go into stand-by mode when shredding is completed.

A Load Meter positioned in the center of the control panel measures the actual load on the turbine and on the rotating blades and shows the operator the availability of the shredding capacity at any time during intensive and continuous shredding jobs. By following the Load Meter indications the operator can take advantage of the full shredding output and power of the Kobra Cyclone.

## Available security levels

5 different Security Levels are available with the Kobra Cyclone. It is possible to switch the machine to any of the available Security Levels by a simple modification which takes only a few minutes. This unique feature allows the Cyclone to produce the output particles which meet the requirements of the most demanding applications in terms of bulk reduction, shredding speed and security. The highest Security Level (Level 006) sets the machine for high security shredding, maximum bulk reduction of shredded material and minimum shredding output per hour. At the other end of the spectrum the lowest Security Level sets the machine for minimum bulk reduction of shredded material and maximum shredding output per hour. Shredding capacity of the Kobra Cyclone will remain at 500 sheets regardless of the Security Level installed. The following chart is a helpful guide for choosing the correct set up on the Kobra Cyclone and it shows with a 1:1 ratio the available Security Levels and the suggested use of each Level according to shredding output per hour.



**Level 006**  
High Security shredding for very classified documents. Military and Government use. Similar to Level P-7 DIN 66399. Maximum bulk reduction of shredded material. Shredding output 70-80 Kg (155-180 lbs) per hour (Theoretical Output)

**Level 005**  
High Security, suitable for Embassies, Military and Government offices. Similar to Level P-5/P-6 DIN 66399. Very high bulk reduction of shredded material. Shredding output 100-120 Kg (225-265 lbs) per hour (Theoretical Output)





























































































**Level 004**  
Security Level suitable for destruction of classified documents. Increased bulk reduction of shredded material. Shredding output 200-230 Kg (445-500 lbs) per hour (Theoretical Output)

**Level 003**  
This Security Level is suggested for most common commercial shredding jobs. Similar to Level P-2 DIN 66399. Combines an excellent degree of security, bulk reduction of shredded material and shredding output. Shredding output 300-320 Kg (670-715 lbs) per hour (Theoretical Output)

**Level 002**  
Low degree of bulk reduction of shredded paper. Similar to Level P-2 DIN 66399. Shredding output 400-420 Kg (900-940 lbs) per hour (Theoretical Output)

# KOBRA CLASSIC LINE

## Technical Data

Technical Data		PERSONAL AND DESKSIDE SHREDDER															
		 					  										
		Kobra C1	Kobra +1				Kobra +2			Kobra +3	Kobra 240.1					Kobra 240.2	
MODEL		C1	SS4	SS6	SS7	CC4	SS4	SS7	CC2	CC4	S2	S4	S5	C2	C4	SS2	SS4
THROAT WIDTH	mm	230	230	230	230	230	230	230	230	230	240	240	240	240	240	240	240
SHRED SIZE	mm	3,5x40	3,8	5,8	7,5	3,5x40	3,8	7,5	1,9x13	3,5x40	1,9	3,8	5,8	1,9x15	3,5x30	1,9	3,8
SHEET CAPACITY*	A4/70gr	8/9	17/19	23/25	25/27	12/14	17/19	25/27	7/8	12/14	13/15	24/26	29/31	10/12	15/17	13/15	24/26
	A4/80gr	7/8	15/17	20/22	22/24	10/12	15/17	22/24	5/7	10/12	11/13	20/22	25/27	9/11	13/15	11/13	20/22
SECURITY LEVEL	DIN 66399	P-4	P-2	P-2	P-1	P-4	P-2	P-1	P-5	P-4	<sup>3</sup> DIN32757	P-2	P-2	P-5	P-4	<sup>3</sup> DIN32757	P-2
Shreddable Material																	
CREDIT CARD		T-4	T-2	T-2	T-2	T-4	T-2	T-2	T-5	T-4	T-3	T-2	T-2	T-5	T-4	T-3	T-2
SMART CARD		E-3	E-2	E-2	E-2	E-3	E-2	E-2	E-4	E-3	E-2	E-2	E-2	E-4	E-3	E-2	E-2
CD/DVD/BluRayDisc			0-2	0-2	0-1		0-2	0-1	0-1	0-1		0-2	0-2		0-3		0-2
X-Ray / MICRO-FILM		F-1				F-1			F-2	F-1				F-2	F-1		
FLOPPY DISK												T-2	T-2				T-2
MEMORY STICK																	
ENERGY SMART® management system																	
SPEED**	m/s	0,035	0,025	0,025	0,025	0,035	0,025	0,025	0,035	0,035	0,09	0,09	0,09	0,09	0,07	0,09	0,09
NOISE LEVEL	dba	53	55	55	55	55	55	55	55	55	55	55	55	61	61	55	55
WASTE BIN/BAG VOLUME	l	18	38,5	38,5	38,5	38,5	38,5+1,5	38,5+1,5	38,5+1,5	38,5+1,5	40	40	40	40	40	35	35
VOLTAGE	V/50-60Hz	230	230	230	230	230	230	230	230	230	230	230	230	230	230	230	230
POWER	Watt	170	250	250	250	250	250	250	250	250	500	500	500	500	500	460	460
AUTOMATIC OILER																	
AUTOMATIC START STOP S Sensor E Electronic Eyes		S	E	E	E	E	E	E	E	E	E	E	E	E	E	E	E
SAFETY STOP for Open Door/Bin Out with light signal																	
SAFETY STOP for Bag/Bin Full with light signal																	
24 H CONTINUOUS DUTY MOTOR																	
MOTOR THERMAL PROTECTION																	
AUTOMATIC REVERSE																	
WEIGHT	Kg	7	11	11	11	12	12	12	14	13	24	24	24	25	25	15	15
DIMENSIONS																	
WIDTH	cm	34	39	39	39	39	39	39	39	39	40	40	40	40	40	37	37
DEPTH	cm	20	30	30	30	30	30	30	30	30	36	36	36	36	36	33	33
HEIGHT	cm	50	59	59	59	59	59	59	59	59	64	64	64	64	64	56	56
TOP SHELF																	
WASTE BAGS																	

\*Capacity varies on supply power, weight, quality and grain of paper, operating temperature and blade lubrication \*\*Speed calculated at 60 Hz as knife outside diameter x rpm

LEGEND DIN 66399

PAPER  
P

CD / DVD  
O

FLOPPY  
T

CREDIT CARD  
T




























































































































SMART CARD  
E

USB  
E

FILM  
F



MULTI-PURPOSE AND MULTIMEDIA ENERGY SMART® SHREDDER

    																					
Kobra 240			Kobra 240 Turbo				Kobra 260.1					Kobra 260					Kobra 300.1				
SS5	C2	C4	SS4 T	SS5 T	C2 T	C4 T	S2	S4	S5	C2	C4	S2	S4	S5	C2	C4	S4	S5	C2	C4	S4
240	240	240	240	240	240	240	260	260	260	260	260	260	260	260	260	260	310	310	310	310	310
5,8	1,9x15	3,5x30	3,8	5,8	1,9x15	3,5x30	1,9	3,8	5,8	1,9x15	3,5x30	1,9	3,8	5,8	1,9x15	3,5x30	3,8	5,8	1,9x15	3,9x40	3,8
27/29	10/12	13/15	28/30	50/52	17/19	24/26	14/16	26/28	29/31	10/12	15/17	14/16	26/28	29/31	10/12	15/17	27/29	30/32	12/14	20/22	31/33
22/24	9/11	12/14	25/26	40/44	14/16	19/21	12/14	22/24	25/27	9/11	13/15	12/14	22/24	25/27	9/11	13/15	22/24	24/26	10/12	18/20	27/29
P-2	P-5	P-4	P-2	P-2	P-5	P-4	<sup>3</sup> DIN32757	P-2	P-2	P-5	P-4	<sup>3</sup> DIN32757	P-2	P-2	P-5	P-4	P-2	P-2	P-5	P-4	P-2
T-2	T-5	T-4	T-2	T-2	T-5	T-4	T-3	T-2	T-2	T-5	T-4	T-3	T-2	T-2	T-5	T-4	T-2	T-2	T-5	T-4	T-2
E-2	E-4	E-3	E-2	E-2	E-4	E-3	E-2	E-2	E-2	E-4	E-3	E-2	E-2	E-2	E-4	E-3	E-2	E-2	E-4	E-3	E-2
O-2			O-2	O-2		O-3		O-2	O-2		O-3		O-2	O-2			O-2	O-2		O-3	O-2
	F-2	F-1			F-2	F-1				F-2	F-1				F-2	F-1			F-2	F-1	
T-2			T-2	T-2		T-4		T-2	T-2				T-2	T-2			T-2	T-2			T-2
																					
0,09	0,09	0,07	0,09	0,035	0,028	0,028	0,1	0,06	0,1	0,1	0,07	0,1	0,06	0,1	0,1	0,07	0,06	0,07	0,06	0,07	0,09
55	61	61	55	55	61	61	55	55	55	61	61	55	55	55	61	61	55	55	61	61	60
35	35	35	35	35	35	35	60	60	60	60	60	85	85	85	85	85	110	110	110	110	135
230	230	230	230	230	230	230	230	230	230	230	230	230	230	230	230	230	230	230	230	230	230
460	460	460	460	460	460	460	500	500	500	500	500	460	460	460	460	460	600	600	600	600	900
															option	option					
E	E	E	E	E	E	E	E	E	E	E	E	E	E	E	E	E	E	E	E	E	E
																					
																					
																					
																					
15	14	14	15	15	14	14	28	28	28	29	29	26	26	26	30	30	37	37	38	38	44
37	37	37	37	37	37	37	40	40	40	40	40	43	43	43	43	43	53	53	53	53	53
33	33	33	33	33	33	33	36	36	36	36	36	31	31	31	31	31	43	43	43	43	43
56	56	56	56	56	56	56	84	84	84	84	84	83	83	83	83	83	92	92	92	92	100
																					





































































































































ENERGY SMART®  
Management system  
for power saving stand-by mode

||| Straight-cut  
model S2|S4|S5










































































































|||| Cross-cut  
model C2|C4|

||||| High Security  
model HS|HS-6|

							MEDIUM DUTY SHREDDER					HEAVY DUTY SHREDDER								
																				
Kobra 300.2			Kobra 300				Kobra 385			Kobra 390		Kobra 400			Kobra 240.1		Kobra 240		Kobra 260.1	
S5	C2	C4	SS4	SS5	CC2	CC4	SS4	C2	C4	S5	C4	S5	C2	C4	HS	HS-6	HS	HS-6	HS	HS-6
310	310	310	300	300	300	300	385	385	385	400	400	400	400	400	240	240	240	240	260	260
5,8	1,9x15	3,9x40	3,8	5,8	1,9x15	3,5x30	3,8	1,9x15	3,5x30	5,8	3,9x40	5,8	1,9x15	3,9x40	0,8x9,5	0,8x5	0,8x9,5	0,8x5	0,8x9,5	0,8x5
37/40	16/18	25/27	32/34	42/46	16/18	22/24	20/22	9/11	15/17	31/33	24/26	60/62	29/31	44/48	6/8	4/5	6/8	4/5	6/8	4/5
33/35	14/15	23/25	28/30	37/39	14/15	20/22	19/20	8/10	12/14	28/30	20/22	52/54	25/27	40/42	5/6	3/4	5/6	3/4	5/6	3/4
P-2	P-5	P-4	P-2	P-2	P-5	P-4	P-2	P-5	P-4	P-2	P-4	P-2	P-5	P-4	P-6	P-7	P-6	P-7	P-6	P-7
T-2	T-5	T-4	T-2	T-2	T-5	T-4	T-2	T-5	T-4	T-2	T-4	T-2	T-5	T-4						
E-2	E-4	E-3	E-2	E-2	E-4	E-3	E-2	E-4	E-3	E-2	E-3	E-2	E-4	E-3						
O-2		O-3	O-2	O-2		O-3	O-2			O-2	O-3	O-2	O-4	O-3						
	F-2	F-1			F-2	F-1		F-2	F-1		F-1		F-2	F-1	F-3	F-3	F-3	F-3	F-3	F-3
T-2		T-4	T-2	T-2						T-2	T-4	T-2	T-5	T-4						
												E-2	E-4	E-3						
																				
0,09	0,07	0,07	0,09	0,09	0,1	0,07	0,12	0,1	0,07	0,09	0,09	0,12	0,12	0,12	0,07	0,07	0,07	0,07	0,07	0,07
60	61	61	60	60	61	61	55	61	61	60	62	60	61	68	61	61	61	61	61	61
135	135	135	85	85	85	85	130	130	130	200	200	200	200	200	40	40	35	35	60	60
230	230	230	230	230	230	230	230	230	230	230	230	230	230	230	230	230	230	230	230	230
900	900	900	920 (2 motors x 460 each)	920 (2 motors x 460 each)	920 (2 motors x 460 each)	920 (2 motors x 460 each)	460	460	460	920 (2 motors x 460 each)	920 (2 motors x 460 each)	2100	2100	2100	500	500	460	460	500	500
					option	option					option			option	option					
E	E	E	E	E	E	E	E	E	E	E	E	E	E	E	E	E	E	E	E	E
																				
																				
24	24	24	24	24	24	24	24	24	24	24	24	24	24	24	24	24	24	24	24	24
																				
																				
44	45	45	33	33	34	34	33	40	40	73	77	95	101	95	28	28	19	19	32	32
53	53	53	43	43	43	43	58	58	58	60	60	60	60	60	40	40	37	37	40	40
43	43	43	31	31	31	31	35	35	35	48	48	48	48	48	36	36	33	33	36	36
100	100	100	83	83	83	83	85	85	85	93	93	93	93	93	64	64	56	56	84	84
										option	option	option	option	option						
																				



www.elcoman.it

HIGH SECURITY LEVEL P-6 LEVEL P-7															CENTRALIZED	INDUSTRIAL	
<div></div>															<div></div>	<div> Kobra COMPACTOR</div>	
Kobra 260		Kobra 300.1		Kobra 300.2		Kobra 300		Kobra 260 HS2		Kobra 400		Kobra 400 OM	Kobra 400 COMBI		Kobra 400WB	Kobra CYCLONE Kobra COMPACTOR	
HS	HS-6	HS	HS-6	HS	HS-6	HS	HS-6	HS	HS-6	HS	HS-6	HS OM	HS	HS-6		C500	
260	260	310	310	310	310	300	300	260	260	400	400	130	240 Paper + 130 CD/DVD		400	325x220 (wxh)	-
0,8x9,5	0,8x5	0,8x9,5	0,8x5	0,8x9,5	0,8x5	0,8x9,5	0,8x5	0,8x9,5	0,8x5	0,8x9,5	0,8x5	1,5x2,5	0,8x9,5	0,8x5	3,9x40	See CYCLONE brochure	
6/8	4/5	8/10	4/5	9/11	5/6	10/12	5/6	11/13	5/6	17/19	8/10		17/19	8/10	44/48	500	-
5/6	3/4	7/8	3/4	8/9	4/5	9/11	5	10/11	5	13/15	8/9		13/15	8/9	40/42		
P-6	P-7	P-6	P-7	P-6	P-7	P-6	P-7	P-6	P-7	P-6	P-7	Top Secret	P-6	P-7	P-4	See CYCLONE brochure	
												T-6	T-6	T-6	T-4	45.000 x hour	
												E-5	E-5	T-5	E-3	7.000 x hour	
												O-6	O-6	O-6	O-3	15.000 x hour	
F-3	F-3	F-3	F-3	F-3	F-3	F-3	F-3	F-3	F-3	F-3	F-3		F-3	F-3	F-1		
												T-6	T-6	T-6	T-4	7.000 x hour	
															E-3		
																	
0,07	0,07	0,07	0,08	0,07	0,07	0,08	0,08	0,1	0,1	0,12	0,12	0,15	0,15	0,15	0,12	Up to 420 Kg. per hour Theoretical output	
61	61	61	61	61	61	61	61	59	59	60	60	60	60	60	65	75/85	
85	85	110	110	135	135	85	85	85	85	200	200	80	110+80	110+80	200	400	-
230	230	230	230	230	230	230	230	230	230	230	230	230	230	230	230	380/400 - 3 phases + neutral	
460	460	600	600	900	900	920 (2 motors x 460 each)	920 (2 motors x 460 each)	700 (2 motors x 350 each)	700 (2 motors x 350 each)	2.100	2.100	2.100	2.100	2.100	2.100	6.000	2.200
option	option					option	option	option	option								
E	E	E	E	E	E	E	E	E	E	E	E	E	E	E	E	Manual Start Automatic Stop	Automatic Start & Stop
																	
																	
24	24	24	24	24	24	24	24	24	24	24	24	24	24	24	24	24	24
																	
																	
33	33	38	38	48	48	38	38	51	51	112	112	101	112	112	132	440	220
43	43	43	43	53	53	43	43	50	50	60	60	60	60	60	60	80	110
31	31	31	31	43	43	31	31	38	38	48	48	48	48	48	48	212	60
83	83	83	83	100	100	83	83	85	85	93	93	93	93	93	163	210	148
								option	option	option	option						
																	





# KOBRA<sup>®</sup> GUILLOTINES TRIMMERS







# **SUPER CUT SYSTEM** SUPER CUT SYSTEM



All our KOBRA guillotines are equipped with our new "SUPER CUT" system featuring special carbon hardened steel blades unaffected by the wearing action of the materials to cut and, therefore, they provide longlasting cutting operations with the same cutting precision through the years.

Main feature of our KOBRA "SUPER CUT" system is the high quality 65° sharpening of the cutting blades which delivers smooth, accurate and reliable cuts.

The "SUPER CUT" system is a standard feature in the KOBRA guillotine line, from the KOBRA 360-EM up to the professional model KOBRA 550-AP.

"SUPER CUT" system:  
accuracy smoothness and durability.




## GUILLOTINES

**Kobra 360-EM**  
**Kobra 430-EM**



- High performances guillotines at an affordable cost
- Manual paper press with a built-in safety guard
- Carbon hardened steel precision blade and counterblade
- Adjustable back gauge
- Solid steel base with screen printed paper sizes in centimeters and inches

**Kobra 360-A**  
**Kobra 460-A**



- Convenient and easy to use
- Can do almost every cutting job
- Innovative automatic and progressive paper press
- Special transparent Lexan hand safety guard
- Adjustable back gauge
- Carbon hardened steel precision blade and counterblade
- Solid steel base with screen printed paper sizes in centimeters and inches
- High cutting capacity and extra large cutting width for model KOBRA 460-A

**Kobra 460-AP**



- Same features of model KOBRA 460-A
- Very easy to use
- Equipped with a high precision gear driven front paper bar for perfect paper alignment

**Kobra 550-AP**



- Professional guillotine with largest cutting width
- Easy and convenient to use
- Automatic paper press combined with precision gear driven paper stop front bar for perfect paper alignment and cutting accuracy
- Special transparent Lexan hand safety guard
- Solid steel base with screen printed paper sizes in centimeters and inches

**KOBRA GUILLOTINES ARE  
DESIGNED FOR ALMOST  
ANY CUTTING JOB AND FOR  
A VARIETY OF MATERIALS**



*KOBRA guillotines are equipped  
with special longlasting steel blades  
and counter-blades.  
All guillotines are delivered with  
metal (360-EM) or Lexan hand safety  
guard for maximum safety*

		Kobra 360-EM	Kobra 430-EM	Kobra 360-A	Kobra 460-A	Kobra 460-AP	Kobra 550-AP
Cutting width	mm	360	430	360	460	460	550
Cutting capacity	sheets	15/20	15/20	25/30	30	30	40
Paper press		manual	manual	automatic	automatic	automatic	automatic
Article		A-1001	A-1016	A-1011	A-1021	A-1031	A-1041
Dimensions	mm	300 x 400	300 x 470	300 x 400	355 x 500	355 x 500	355 x 590
Weight	Kg	4	5	5,5	8	10	12

\* KOBRA Guillotines and Trimmers are built with the highest quality materials according to ISO 9001:2008 Standards

\* KOBRA Guillotines and Trimmers are built in accordance to the Safety Standards BS 5498 (British Standards)



**CUT IS ACCURATE AND QUICK.  
CAN BE PERFORMED  
IN BOTH DIRECTIONS**



*KOBRA Rotary trimmers can cut paper sizes larger than the rated cutting width through a special side openings*



*Convenient built-in housing can accomodate paper rolls for easy cutting operations of large sizes of continuous paper (model 1000-R/1300-R)*



*A special sharpened carbon steel blade allows smooth cutting operations of high thickness of paper*

## LIGHT DUTY TRIMMERS



**Kobra 320-R  
Kobra 460-R**

- Desk-top rotary trimmer
- Equipped with transparent automatic paper press
- Side bars for easy alignment of material to cut
- Solid steel base with screen printed photographic and paper sizes in centimeters and inches
- Special side openings to cut paper sizes larger than the rated cutting width
- Push-button mechanism for easy and convenient replacement of the cutting blade



**Kobra 1000-R**

- Large size desk top rotary trimmer
- Equipped with transparent automatic paper press
- Side bars for easy alignment of material to cut
- Solid steel base with screen printed paper sizes in centimeters and inches
- Special side openings to cut paper sizes larger than the rated cutting width
- Built-in housing can accomodate paper rolls
- Push-button mechanism for easy and convenient replacement of the cutting blade
- Available as desk top version or with a dedicated stand



**Kobra 1300-R**

- A0 size rotary trimmer
- Transparent and automatic paper press allows precision cuts of plotter and large size paper
- Side bars for easy alignment of material to cut
- Solid steel base with screen printed paper sizes in centimeters and inches
- Special side openings to cut paper sizes larger than the rated cutting width
- Built-in housing can accomodate paper rolls
- Push-button mechanism for easy and convenient replacement of the cutting blade
- Available as desk top version or with a dedicated stand

## HEAVY DUTY TRIMMERS



**Kobra 360-HR  
Kobra 460-HR  
Kobra 640-HR**

- High capacity desk-top heavy duty trimmer: up to 27 sheets at a time
- Sharpened carbon hardened steel blades for longlasting operations
- Equipped with transparent automatic paper press for easy cutting operations
- Side bars for easy alignment of material to cut
- Solid steel base with screen printed photographic and paper sizes in centimeters and inches
- Special side openings to cut paper sizes larger than the rated cutting width

		Kobra 320-R	Kobra 460-R	Kobra 1000-R	Kobra 1300-R	Kobra 360-HR	Kobra 460-HR	Kobra 640-HR
Cutting width	mm	320	460	1000	1300	360	460	640
Cutting capacity		0,5 mm	0,5 mm	0,8 mm	0,8 mm	25/27 sheets	25/27 sheets	25/27 sheets
Paper press		automatic	automatic	automatic	automatic	automatic	automatic	automatic
Article		D-1001	D-1011	D-1021	D-1031	D-1101	D-1111	D-1121
Dimensions	mm h	487 x 212 84	627 x 212 84	1192 x 401 98 (1020 with Stand)	1492 x 401 98 (1020 with Stand)	545 x 365 110	645 x 365 110	845 x 365 110
Weight	Kg	1	1,5	7,5 (20,5 with Stand)	8 (21 with Stand)	3,5	4	5

\* KOBRA Guillotines and Trimmers are built with the highest quality materials according to ISO 9001:2008 Standards

\* KOBRA Guillotines and Trimmers are built in accordance to the Safety Standards BS 5498 (British Standards)

# Material Cross-Chart



www.elcoman.it

Materiali	TAGLIERINE A GHIGLIOTTINA KOBRA						TAGLIERINE A LAMA ROTANTE KOBRA						
	360-EM	430-EM	360-A	460-A	460-AP	550-AP	SPESSORI NORMALI				ALTI SPESSORI		
							320-R	460-R	1000-R	1300-R	360-HR	460-HR	640-HR
Abrasi-superficie patinata													
Acciaio inox max 0,8 mm													
Alluminio in fogli max. 1,25 mm													
Alluminio in fogli sottili (foil)	•	•	•	•	•	•			•	•	•	•	•
Argento													
Budello	•	•	•	•	•	•							
Butilico	•	•	•	•	•	•							
Carta	•	•	•	•	•	•	•	•	•	•	•	•	•
Carta fotosensibile	•	•	•	•	•	•	•	•	•	•	•	•	•
Cartoncino	•	•	•	•	•	•			•	•	•	•	•
Cartone ondulato	•	•	•	•	•	•							
Cartone pesante													
Cavo elettrico													
Celluloide	•	•	•	•	•	•							
Circuiti stampati			•	•	•	•							
Compensato max. 2 millimetri													
Etichette	•	•	•	•	•	•	•	•	•	•	•	•	•
Etichette di carta	•	•	•	•	•	•	•	•	•	•	•	•	•
Feltro	•	•	•	•	•	•							
Fibra acrilica	•	•	•	•	•	•							
Fibra di cocco			•	•	•	•							
Fibra di vetro													
Filato	•	•	•	•	•	•							
Filato in acetato leggero	•	•	•	•	•	•							
Flanella	•	•	•	•	•	•							
Gomma in fogli	•	•	•	•	•	•							
Gommapiuma	•	•	•	•	•	•							
Guaina metallica													
Latta max. 1 mm													
Lattice	•	•	•	•	•	•							
Legno di Balsa	•	•	•	•	•	•							
Legno dolce max 1 mm													
Lino	•	•	•	•	•	•							
Lino truciolare	•	•	•	•	•	•							
Mussola	•	•	•	•	•	•							
Nastro adesivo	•	•	•	•	•	•							
Neoprene			•	•	•	•							
Nylon	•	•	•	•	•	•							
Oro in lamine	•	•	•	•	•	•							
Ottone max. ca. 0,8 mm													
Pannello rigido													
Pelle liscia	•	•	•	•	•	•							
Pelle ruvida													
Pellicola adesiva	•	•	•	•	•	•							
Pellicole di plastica	•	•	•	•	•	•							
Pellicole fotografiche	•	•	•	•	•	•	•	•	•	•	•	•	•
Piallacci di legno	•	•	•	•	•	•					•	•	•
Piombo in lamine max 1,25 mm													
Plastica galvanizzata													
Plastica-ABS max. 1,5 mm													
Plastica-foglio in PVC max. 2 mm	•	•	•	•	•	•							
Plastica-espanso duro													
Plastica-espanso leggero	•	•	•	•	•	•					•	•	•
Poliestere	•	•	•	•	•	•							
Polipropilene													
Polistirene (espanso)	•	•	•	•	•	•							
Politilene													
Poliuretano													
PVC film	•	•	•	•	•	•							
Rafia	•	•	•	•	•	•					•	•	•
Rame in fogli max 1 mm	•	•	•	•	•	•							
Rete di plastica	•	•	•	•	•	•							
Schiuma di lattice	•	•	•	•	•	•							
Seta artificiale max. 1,5 mm			•	•	•	•							
Stampa di lastre in fotolito											•	•	•
Sughero	•	•	•	•	•	•							
Tela di iuta	•	•	•	•	•	•							
Tela di iuta e canapa	•	•	•	•	•	•							
Zinco max. 1,5 mm													

# ELCOMAN

Via Gorizia, 9  
20813 Bovisio Masciago (MB), Italy  
Tel +39 0362 593584  
Fax +39 0362 591611  
kobra@elcoman.it  
www.elcoman.it

**KOBRA®** products are built with the highest  
quality materials according to ISO 9001:2008 Standards



UNI EN ISO 9001:2008



Cert. No. 9105.EL.16



NATO READY

ISO 9000 REGISTERED QUALITY COMPANY

CB



C US

CE

**KOBRA®** Guillotines and Trimmers are built according  
to Safety Standards BS 5498 (British Standards).

Technical Data as of 01/2016  
Specifications in this publication  
are subject to change without notice

CT-123/20/07.01.2016

AD. LUCA SIVOMANI PH. GIANI FRIGERIO

Authorized Dealer